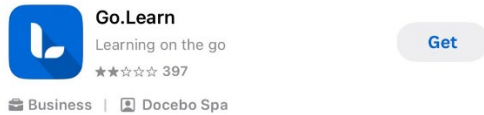



QUICK TIPS

Go Learn Mobile App – Accessing your courses for an iPhone

STEP 1: Download the **Go. Learn** app



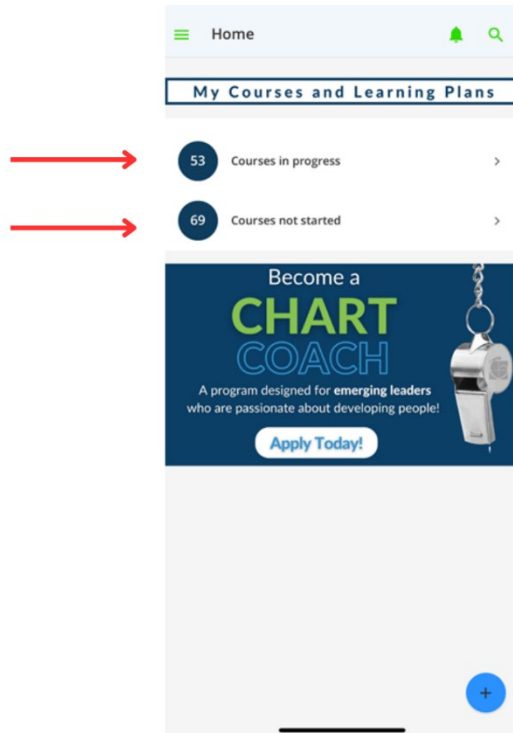
STEP 2: Log in to the Go Learn Mobile app using your [MAP™ Learning Portal](#) credentials.



A screenshot of the CHART Healthcare Academy login screen. At the top is a green back arrow. Below it is the CHART Healthcare Academy logo. The text says: "You are logging into https://www.charthealthcareacademy.net". There are input fields for "Username" and "Password" (with an eye icon for toggling visibility). Below the password field is a link "Forgot your password?". At the bottom are two buttons: a blue "SIGN IN" button and a grey "REGISTER" button, separated by the word "or".

QUICK TIPS

STEP 3: Select "Courses in progress" or "Courses not started" from the Home page.



STEP 4: Select the course and select "Start Learning Now."

TIP: Your work will save automatically as you progress through the course.

