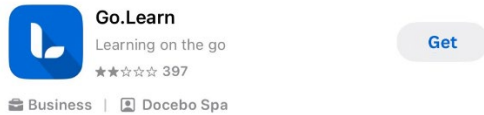


Go Learn Mobile App – Finding your CHART Certifications for an iPhone

STEP 1: Download the **Go. Learn** app



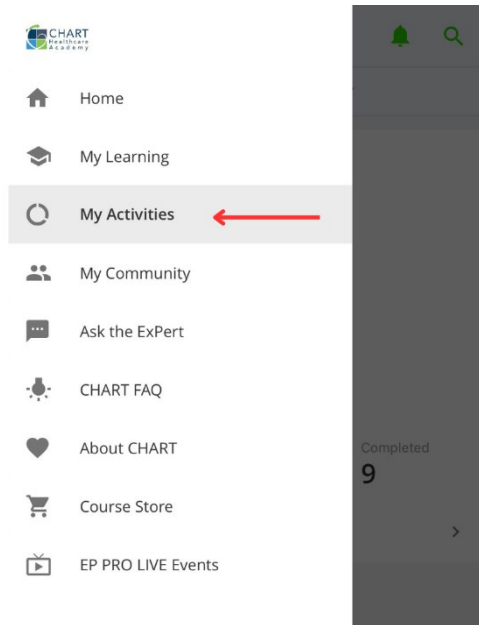
STEP 2: Log in to the Go Learn Mobile app using your [MAP™ Learning Portal](#) credentials.



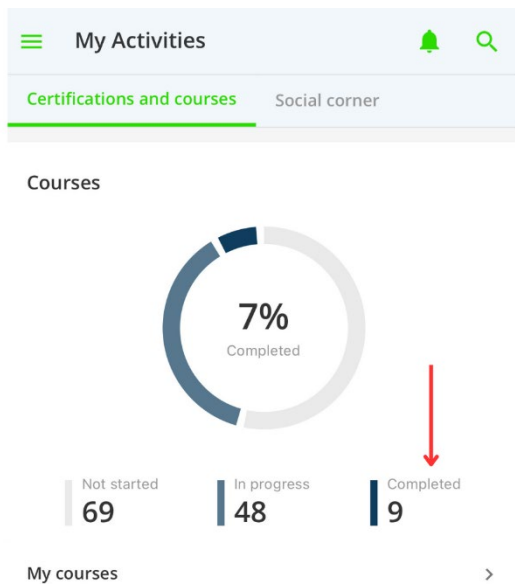
A screenshot of the CHART Healthcare Academy login screen. It features the CHART Healthcare Academy logo at the top, followed by the text "You are logging into https://www.charthealthcareacademy.net". Below this are input fields for "Username" and "Password" (with a toggle icon). A link "Forgot your password?" is positioned above a blue "SIGN IN" button. Below the button is the text "or" and a "REGISTER" button.

QUICK TIPS

STEP 3: Select “My Activities” from the menu bar.

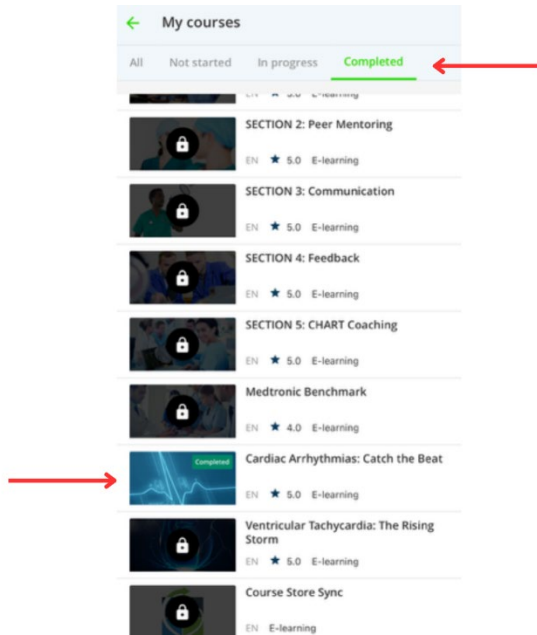


STEP 4: Select the “Completed” section of the courses.

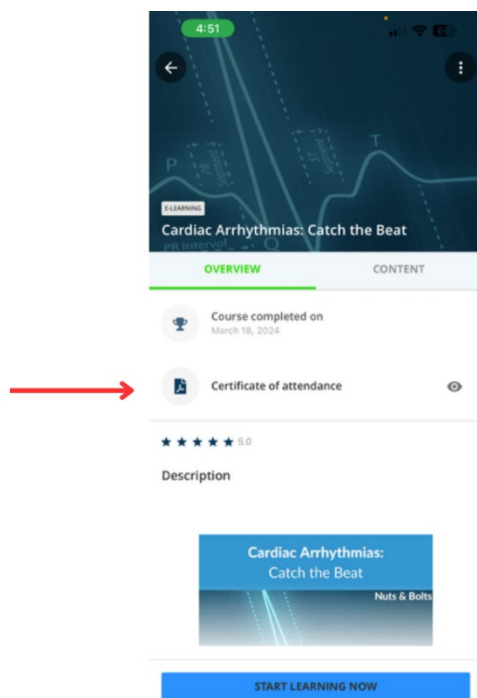


QUICK TIPS

STEP 5: Select the course related to the certification.



STEP 6: Select "Certificate of attendance."



QUICK TIPS

STEP 7: Take a screen shot of the certification or select **"Share"** to email, text and/or save your certificate.

